



NEW HOPE
PHOTOGRAPHY



STRESS FREE WEDDING TIPS



ENGAGEMENT PHOTOS

I love engagement photos. It can be a great time for us to connect and to get a feel for what we can create together. Engagement sessions are a time to capture your relationship and your story. Think about what kind of fun things you would want to do. We can go out to a lake or a beach, we can hike up into the woods or we can hang out downtown.



DO'S

Coordinate your outfits.
Launder and iron your clothes, Photoshop won't take out wrinkles or animal hair.
Bring props: something meaningful to you, your pet, an instrument, a hobby, sport or whatever suits you the most.
Use it as an excuse to get professional hair and makeup or splurge on those fantastic new shoes you



DONT'S

Wear anything with big logos or lots of writing (it detracts from the two of you)

Wear exactly matching outfits (unless you're going for the 80/90's look)

Wear brand new clothes straight from the store (spare yourself the wrinkles and fit issues)

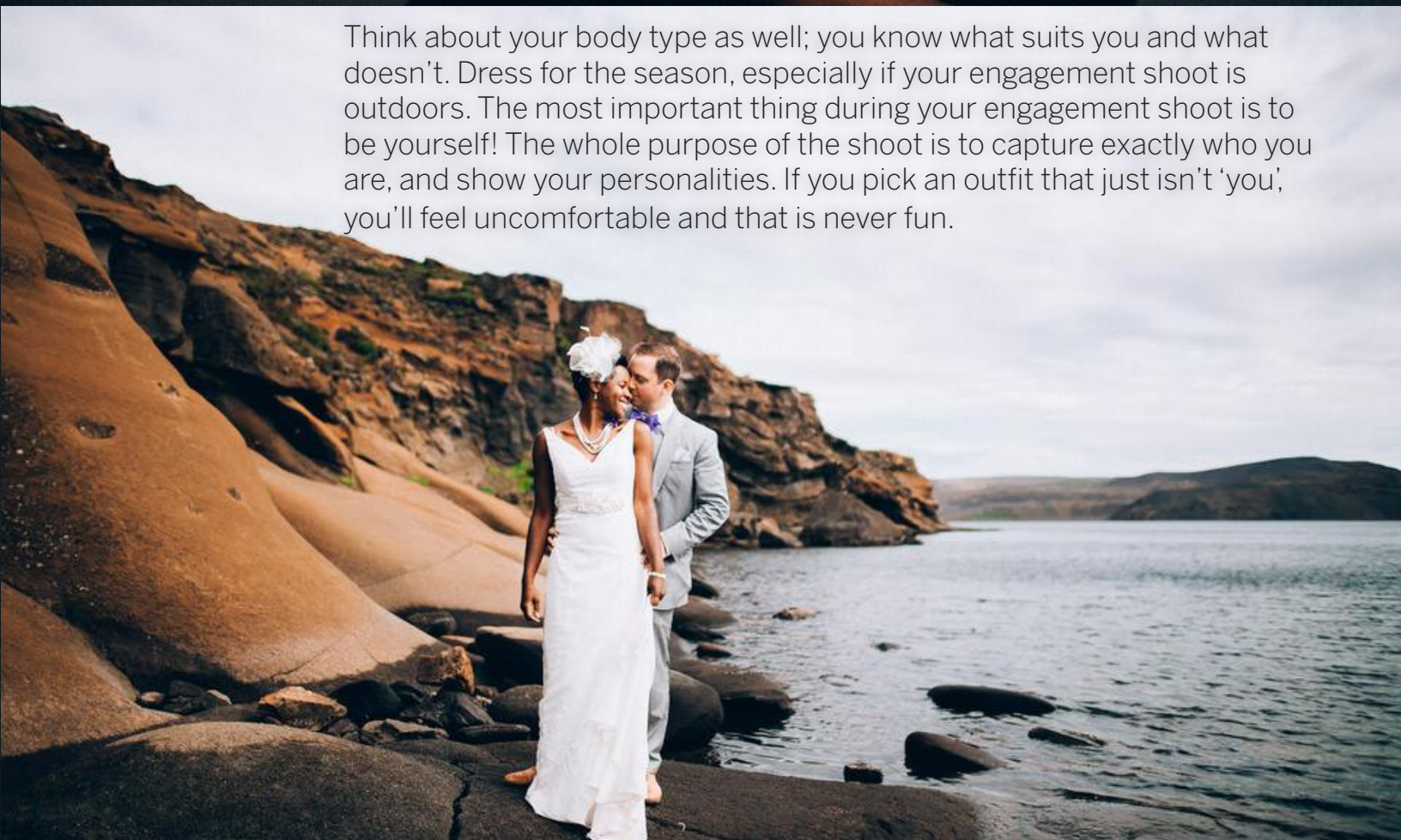
Wear clothes that are too tight or too baggy (if it fits perfectly, you'll feel perfect; if it doesn't. . .)

Wear white socks that peek out of your pants, this just looks ridiculous.

Tan right before your shoot. Just Don't.

Lets leave Oompa Loompa's out of it.

Think about your body type as well; you know what suits you and what doesn't. Dress for the season, especially if your engagement shoot is outdoors. The most important thing during your engagement shoot is to be yourself! The whole purpose of the shoot is to capture exactly who you are, and show your personalities. If you pick an outfit that just isn't 'you', you'll feel uncomfortable and that is never fun.





BEFORE THE WEDDING

First I suggest figuring out what the top three things most important things to you are, and plan your day according to those. Remember that at the end of the day you have your marriage and your memories.

There are a few people that should be involved in the planning of the timeline.

The couple,

The wedding planner/coordinator (if you have one)

And the Photographer.





If creative portraits are a priority to you then give me as much time as you can. Remember timelines always go over and many times an hour turns into 30 minutes. I recommend about 2-3 hours for creative photos. That way we can travel and really explore the possibilities. I will guide you through everything, but great photos take patience and an adventuresome spirit



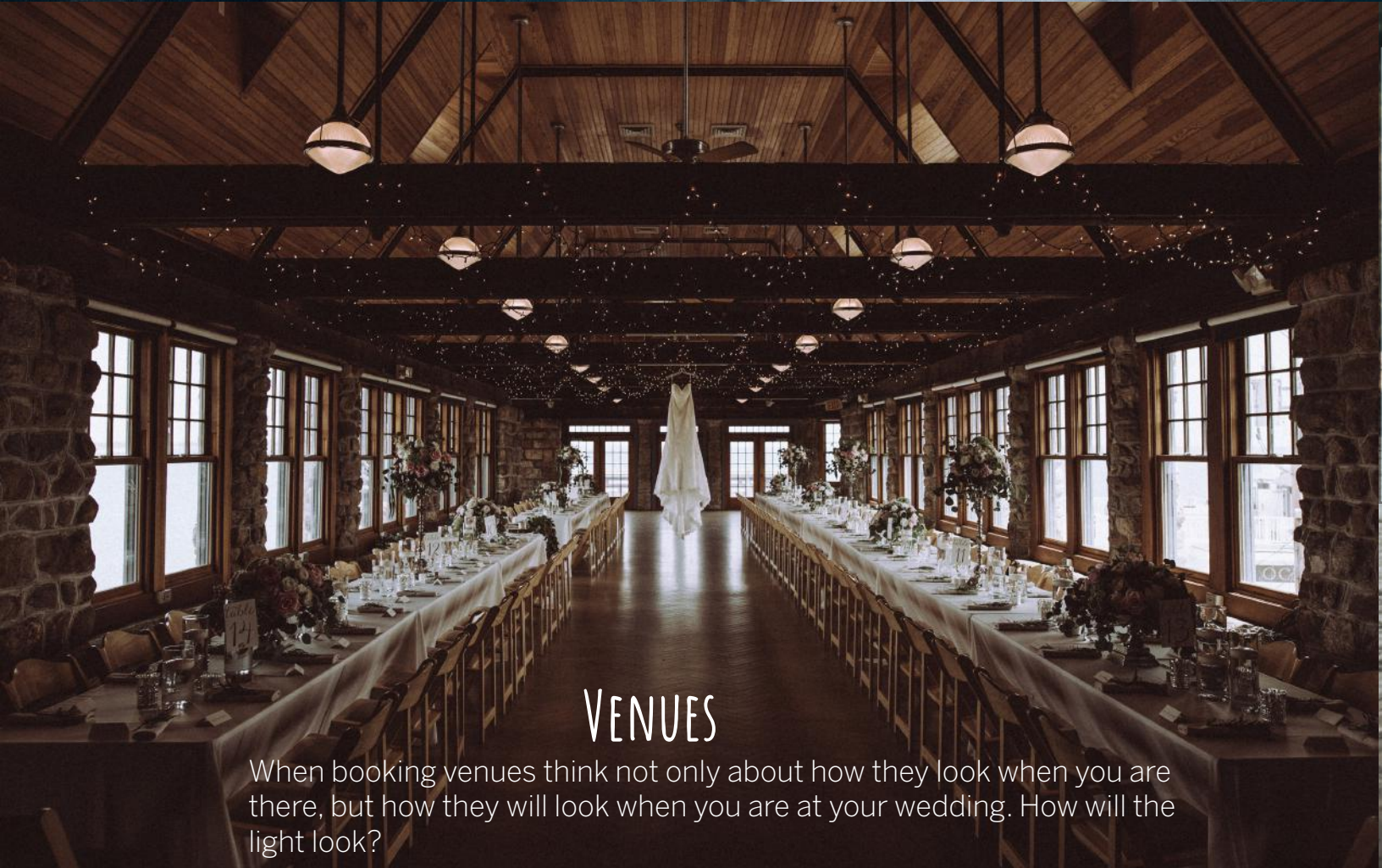


Ambitious timelines, traffic jams, beer-runs, and hair-and-makeup delays can all chip away at the time you allot for photos.

Make sure that your hair and makeup artists know how many people they will be working with.

When traveling in large cities, double the estimated amount of time you'll need to go from place to place.

If you need to make a beer run en route to the reception, plan on it taking 30 minutes — or just pick it up ahead of time.



VENUES

When booking venues think not only about how they look when you are there, but how they will look when you are at your wedding. How will the light look?



FIRST LOOK

Thinking about planning a first look? Great! But what's so great about a first look? Wedding days move by so fast and seeing each other before the ceremony can really alleviate unnecessary stresses. It can calm your nerves, and give you a more relaxed day. It also provides for some amazing moments and more time for photos.



WEDDINGS


First off things will go wrong. But those things will be the things that you will tell your grand-kids. But here are a few tips from my seasons that can help the day go a little smoother and a little more stress free.

Stay hydrated

Don't drink too much alcohol before the reception. Drunk faces do not look good in photos, and staying hydrated can keep away headaches and cramps.

If you are looking to have your wedding outside the best time is about 2 hours before sunset. This way you do not have harsh shadows and the light falls more evenly.

Remember it is about being married, not just getting married. At the end of the day all that matters is that you have each other.





FINAL THOUGHTS

When booking your DJ please ask them to take away the laser lights. Not only can they ruin many photos with spots on faces and body parts, but the lasers can actually burn out the sensors in digital cameras.

I post previews as I edit the wedding. I would love if you tag and share. This really helps me. We photographers thrive on our photos getting seen. That is how we book more clients. Once I send you the photos please find your favorites and share them.

Remember that I give referral bonuses!

